

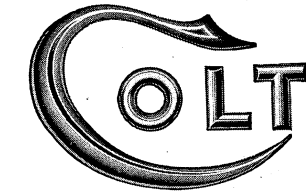


FIRE ARMS




THE ARM OF LAW AND ORDER





REVOLVERS AND AUTOMATIC PISTOLS




January 1, 1941

COLT'S PATENT FIRE ARMS MANUFACTURING CO.
SMALL ARMS DIVISION

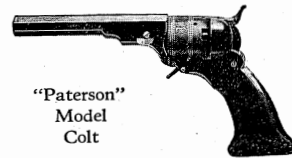
ESTABLISHED 1836
HARTFORD, CONN., U. S. A.

Over a Hundred Years of Colt Fire Arms Manufacture



AMONG the inspirational achievements of the nineteenth century, none stands out more clearly in its actual worth to human progress than that of Samuel Colt, who as a boy, in 1830, originated and made practical the idea of six pistols in one — the Colt Revolver. Seaborn, for young Colt whittled out his first rough model while on a sailing ship Calcutta bound, romance and adventure have followed in its wake. But more than all, the Colt has stood throughout the years an emblem of protected right — an advocate of Law and Order.


The first Colt revolvers were made at Paterson, N. J., in 1836 by the Patent Arms Company and, two years later, the so-called "Texas Pistol" was put on the market. From that time until the present day Colts have rendered valiant service in every American military engagement beginning with the Seminole uprising and throughout the World War, where Colts proved to be a deciding factor in the steady march of the A.E.F. toward the Armistice.



"Paterson"
Model
Colt

At the outbreak of the Mexican War in 1847, Colonel Colt received his first U. S. Government contract. From then until now "In consequence of marked superiority to any other known pistol," Colt Revolvers and Automatic Pistols have been the official side-arms of the Army, Navy and Marine Corps of the United States.

However, it has been during times of peace that Colts have meant most to the progress of America. Colts in the hands of intrepid and determined pioneers policed the far western plains and mountains when the Mississippi river was virtually the Western frontier of our nation. Colts brought law and order to a vast empire which had been overrun with renegades, rogues and treacherous savages, and helped to make famous such inspiring names as Kit Carson, Fremont, Buffalo Bill, Pawnee Bill,




Wild Bill Hickok, Pat Garrett, Custer and a hundred other "dead shots" with the Colt — Sheridan, Phil Kearney, Scott, Dodge, Casement and Frederick Lee, all plainsmen who added luster to their names in later military engagements. Thus, Colts made possible the following of peaceful pursuits; the development of mining, cattle raising, agriculture and transportation.

Colt Unvarying Quality

Colts have for many years been the official Fire Arms approved for use by leading Police Departments, more than four hundred of the principal cities of the United States having adopted Colt Revolvers as their standard. This is true also of State Troopers, Express Messengers, Agents and Guards; Railway Detectives and Watchmen. Colt Fire Arms are also the accepted side-arms of the Royal Canadian Mounted Police and are regularly supplied for police and military use in Cuba, Guatemala, Honduras, Brazil, Argentina, Chile, Philippine Islands, Hawaii and by numerous other governments.

In the year 1848, Colonel Colt returned to his boyhood home, Hartford, Connecticut, where he established the Colt's Patent Fire Arms Manufacturing Company. There, on a 250-acre tract along the picturesque Connecticut River,



the mammoth Colt plant of today had its beginning. There it has grown from one small but well equipped factory to a tremendous organization, with buildings containing nearly a million square feet of floor space and a reputation for exacting craftsmanship second to none in all the world.


The Colt Company has always manufactured one grade only of Fire Arms and that of the highest possible quality in design, material and workmanship. Exactly the same quality of manufacture that is furnished to the United States Government for Marine, Navy and Army Service, to police departments and protective agencies the world over is furnished to every user of Colt Revolvers and Automatic Pistols. This is because every Arm turned out by the Colt organization is made on the same machines, by the same workmen, of the same material and must pass the same forms of inspection and test.

Colt Fire Arms are designed by men schooled in the arts and traditions of building firearms for a century, and many of the craftsmen doing and inspecting the particular work of Colt manufacture and assembly have been in the Colt organization for fifty years or more.

How Colt Fire Arms are Made


Every bar of steel used in Colt Fire Arms manufacture is compounded and rolled at the Steel Mills in accord with Colt specifications. Materials are not only carefully selected but are subjected to the most scientific analyses and tests by trained engineers and heat treated by expert metal hardeners. Parts are micrometer gauged for absolute accuracy, finishing operations carefully checked and assembly of Arms accomplished by expert workmen. Finally each Arm is adjusted, proof tested, and targeted by experienced marksmen to determine accuracy and exactness of operation, before it is put through the final inspection and is entitled to have stamped upon it the little triangular "Verified Proof" mark.

A brief description of some of the hundreds of operations necessary to produce a Colt Revolver or Automatic Pistol will suffice to show what infinite care and skill is given to every step in their manufacture. From a forge a workman draws a bar of glowing steel. Under a thudding drop forging hammer it goes. The die descends with a force of several tons and the frame of a revolver or automatic pistol is roughly shaped. Blow after blow it receives, each fixing more firmly the fibres of the steel.



Deftly the metal is turned over and over as the descending die beats the tough steel into an unbreakable mass. Similarly, but of different steels, each selected for its peculiar properties of toughness or hardness, are forged the hammer, trigger, crane and other parts, no castings being used in any Colt Fire Arm.


In another department a skilled mechanic operates a machine which cuts the blanks from which revolver cylinders are made. This same automatic machine, which operates with uncanny dexterity, trues up the outer surface of the blank and bores the center hole. Cylinders for heavy caliber models are made of special machine gun barrel steel, heat treated to provide more than sufficient strength to withstand modern high speed ammunition.



To follow the progress of a Revolver barrel through its many delicate operations from one skilled workman to another is to repeat the experience of the cylinder. In rifling the barrel, a feature of vast importance, Colt's acknowledge no equal. Barrels for revolvers and automatic pistols are rifled on specially designed rifling machines, and are under the supervision of some of the most highly skilled workmen in the entire Colt plant.

Colt Officers' Model Target Revolver WITH HEAVY BARREL

Six Shots
Double Action
Swing-out Cylinder



CALIBERS:

.38 Special. (Using in the same Arm .38 Short Colt; .38 Long Colt; .38 Colt Special; .38 Colt Special Hi-Speed; .38 S. & W. Special (full and mid-range loads); .38 S. & W. Special High Velocity; .38-44 S. & W. Special).
.22 Long Rifle. (See page 6).

General Specifications

LENGTHS OF BARREL: 4, 4½, 5, or 6 inches.

Heavy Type Barrel, 6 inch only, on .38 Caliber Model.

LENGTH OVER ALL: With 6-inch barrel, 11¼ inches.

STOCKS: Checked Walnut.

TRIGGER: Checked.

ACTION: Super-smooth, hand finished.

SIGHTS: "Patridge" (regularly furnished) or "Bead". Both non-reflecting; Front Sight adjustable for elevation; Rear Sight adjustable for windage.

FINISH: Full Blued; top of frame stippled to eliminate reflection and glare.

BACK STRAP: Checked.

WEIGHT: With 6-inch barrel, (.38 Caliber) 34 ounces; with 6 inch Heavy barrel, 36 ounces.

Heavy Barrel

The Officers' Model is available with Heavy Barrel, (6 inch length only) the same as furnished in the Shooting Master. Adds 2 ounces to weight of gun. Specify Standard or Heavy Barrel in ordering. Both same price.

This Revolver is made from forgings of finest selected steels, every part carefully tested, finished and assembled by hand by skilled workmen. Each Arm is target tested by firing 12 to 18 rounds of various standard loaded ammunition, and a signed 5 shot test target is included with every Arm.

The Colt Officers' Model well merits its reputation as the most popular .38 Caliber Target Revolver produced, maintaining Colt's Standard of Quality, Durability, Accuracy and Safety — the latter being assured by the COLT POSITIVE LOCK — an especially desirable feature for range shooting. Where there are target shooters, there you will find the Colt Officers' Model Target Revolver.

Special Features

Target shooters who like a little extra weight in the muzzle end of their target revolvers will find the Officers' Model with heavy (Shooting Master) barrel, exactly to their liking. Two ounces have been added to the weight of the gun, all in the barrel. It steadies the arm for rapid fire shooting, and balances the gun beautifully. Either standard or

heavy type barrels can be furnished. The .22 Caliber model, which weighs 38 ounces with its present barrel, will not be furnished with a heavier barrel. Both .22 and .38 Caliber models handle the High Speed cartridges, the .22 Caliber model being furnished with the Colt Embedded Head Cylinder to eliminate possibility of split cartridge heads.





Colt Officers' Model Target Revolver

SIX SHOTS, CALIBER .22 LONG RIFLE

Double Action
Simultaneous Ejection
Swing-out Cylinder

CALIBER:
.22 Long Rifle
(See page 5 for larger
Calibers).



Adding a New Feature to the World's Premier Target Revolver.

With the addition of the Embedded Head Cylinder, the Colt Officers' Model was adapted for use with all High Speed .22 Long Rifle Cartridges. In the new Embedded Head Cylinder (illustrated above) the cartridge head is sunk flush with the rear of the cylinder, giving complete protection against split heads. In the Officers' Model, as well as all Colt Revolvers, the cylinder is of high carbon steel, made up to Colt's own exacting specifications. Its chambers are burnish reamed — giving the smoothest possible surface.

General Specifications

- | | |
|--------------------------------|---------------------------------------------------------------------------------------------------------------------------------------------------|
| LENGTH OF BARREL: 6 inch only. | SIGHTS: "Patridge" (regularly furnished) or "Bead". Both non-reflecting; Front Sight adjustable for elevation; Rear Sight adjustable for windage. |
| LENGTH OVER ALL: 11¼ inches. | FINISH: Full Blued; top of frame stippled to eliminate reflection and glare. |
| STOCKS: Checked Walnut. | WEIGHT: 38 ounces. |
| TRIGGER: Checked. | |
| BACK STRAP: Checked. | |
| ACTION: Hand finished. | |

Because of the extensive use of the economical and easy-to-get .22 Long Rifle Cartridge for target shooting and outdoor sporting use, the Colt Officers' Model Target Revolver in this new Caliber fills a need that has been felt for years. The target shooter and the outdoor fan will welcome this new Colt with real enthusiasm, a suitable companion for its famous record breaking, larger caliber brother. An ideal practice Arm for the beginner who may later wish to shift to the heavier caliber Arm for competitive shooting.

Special Features

The Colt Officers' Model Target Revolver in Caliber .38 has long been a favorite with both outdoor and indoor target shooters — as well as for service in the big game country. Identical in construction with its larger caliber brother, this .22 Caliber Arm



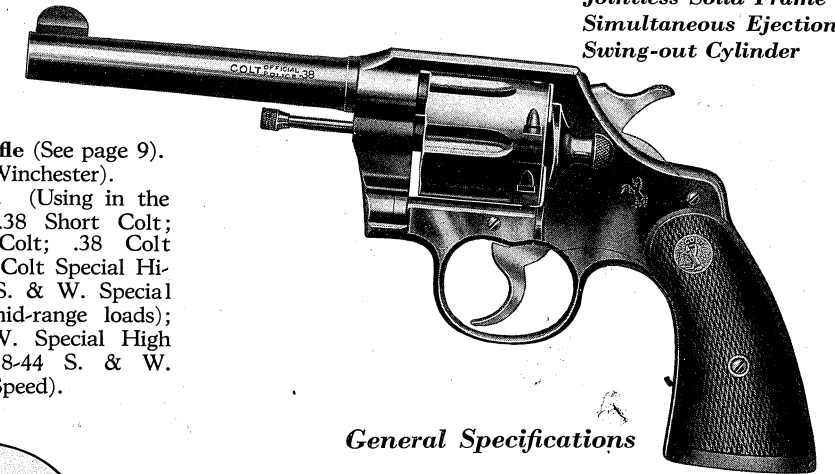
has found ready acceptance among shooters. The same smooth, sure trigger pull, and that unequalled balance found in the famous .38 Officers' Model characterizes the .22 Long Rifle Caliber Arm. In .22 Long Rifle Caliber furnished with 6-inch barrel only.

Colt Official Police Revolver

SIX SHOTS, DOUBLE ACTION


Jointless Solid Frame
Simultaneous Ejection
Swing-out Cylinder

CALIBERS:
.22 Long Rifle (See page 9).
.32-20 (.32 Winchester).
.38 Special. (Using in the same arm .38 Short Colt; .38 Long Colt; .38 Colt Special; .38 Colt Special Hi-Speed; .38 S. & W. Special (full and mid-range loads); .38 S. & W. Special High Velocity; .38-44 S. & W. Special Hi-Speed).



General Specifications

- | | |
|------------------------------------------------------------------------------------------------|---------------------------------------------------------------------------------------------------------------------------|
| LENGTHS OF BARREL: 2, 4, 5 or 6 inches (.22 Cal. 6 in. only). (.32-.20 Cal. 4, 5, 6 in. only.) | SIGHTS: Fixed, Non-reflecting, giving "Patridge" effect in sighting. |
| LENGTH OVER ALL: With 6 inch barrel, 11¼ inches. | FINISH: Full Blued (or Full Nickel Plated), top of frame matted to eliminate reflection and glare. (.22 cal. Blued only.) |
| STOCKS: Checked Walnut. | WEIGHT: With 6-inch barrel, (.38 caliber) 34 ounces. |
| TRIGGER: Checked. | |



The Famous Colt Matted Frame Top

The "Official Police" Revolver as well as all Colt Service Revolvers, is furnished with the patented Colt matted frame top, eliminating all possibility of light reflection and glare and aiding in sighting. Both of the raised ribs running lengthwise along the top of the frame are deeply cut in a crosswise direction, giving a matted effect which has become unusually popular among shooters. This feature is found only in Colt Revolvers.

Simplicity of design and care in manufacture, resulting in extreme durability, reliability and accuracy make the Official Police Revolver a most acceptable model for all around service. The ample grip with its checked wood stocks is so designed as to snugly fit the hand, regardless of size, while the action is surprisingly smooth and easy for so powerful an arm. The extreme safety in handling provided by its COLT POSITIVE LOCK especially adapts it for service wherever a safe, dependable Arm of medium size and weight to handle the powerful caliber .38 Colt Special cartridge is desirable.

Special Features

Adopted by such Police Departments as New York City, Chicago, San Francisco, Portland, Ore., St. Louis, Los Angeles and many smaller cities, as well as the State Police of Maryland, Delaware, Pennsylvania, Con-



necticut, New Jersey, etc., etc. Much of the unequalled durability of the Official Police Revolver is due to its sturdy one-piece frame, as well as the exacting care employed in finishing and fitting every part.

Colt Quality Since 1836

Something of the infinite care given to every piece may be gleaned from the fact that in proving a single part of a Colt Automatic Pistol, 35 different gauges are used. The final finishing and gauging of frame and barrel as well as hammer, trigger, sear and safety device, after forging and machining, is skilled hand work. Anyone observing the care and craftsmanship bestowed by the skilled artisans who do the work of fitting, assembling and adjusting these parts might well imagine them engaged on fine watch movements so painstaking is their task.




The mechanisms of the Colt Positive Lock and the Colt Automatic Grip Safety, which are exclusive features in these Arms are adjusted by the most competent and trustworthy workmen and must undergo a series of tests and provings that can leave no possibility of error in their action. It should be reassuring to possessors of Colt Arms that in its report on Colt Revolvers the Ordnance Board of the U. S. War Department states: "There is a positive safety device interposed under the hammer on rebound."

The durable and much admired finish which distinguishes Colt Fire Arms is accomplished by the most modern and thorough methods. The parts are first polished by especially shaped wheels of many sizes and forms made to fit the various machined surfaces — flat, circular and other contours — and to apply the different grades of abrasives which are alternated to produce the mirror-like Colt finish. In this department is an intricate blower system which frees the work of excess abrasives and at the same time rids the air of all particles, maintaining healthful working conditions.



Parts to be Blued go to a special department for that purpose, where the color is changed by a scientifically controlled heat process, to that permanent and handsome "Blued Finish" with which every Sportsman and Fire Arms enthusiast is familiar. Other parts go from the polishing to the Metallurgical Department, packed in special containers, smothered in a special mixture and placed in the case-hardening ovens where the beautifully mottled finish is imparted.




Nickel, Silver or Gold plating is applied in the Electro-Plating Department, where the parts are first electrically cleansed of all foreign surface matter, then to the electro-plating vats where a very heavy smooth plate is applied.

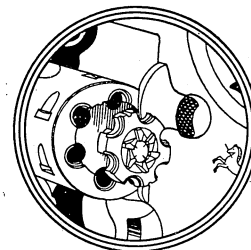
Colt Official Police Revolver

SIX SHOTS, CALIBER .22 LONG RIFLE

Double Action
Simultaneous Ejection
Swing-out Embedded
Head Cylinder



CALIBER:
.22 Long Rifle (See page 7
for larger Calibers).



Colt "Official Police" in Caliber .22 Now Adapted for High Speed Cartridges.

Illustration above shows New Embedded Head Cylinder.

Shooters of the new High Speed Cartridges will be delighted to know that this popular model is now fitted with the new **Colt Embedded Head Cylinder** — adapting it for all standard American .22 Long Rifle High Speed Cartridges. It still retains that same perfect grip and balance that has made the Official Police a most popular model.

General Specifications

LENGTH OF BARREL: 6	SIGHTS: Fixed, Non-reflecting, giving "Patridge" effect in sighting.
LENGTH OVER ALL: 11¼ inches.	FINISH: Full Blued only, top of frame matted to eliminate reflection and glare.
STOCKS: Checked Walnut.	WEIGHT: 38 ounces.
TRIGGER: Checked.	

Police Officials and Target shooters have enthusiastically hailed the Colt Official Police Revolver in .22 Caliber. For the Police Officer it fills a long felt need — making possible the use of economical ammunition for target practice — with the same model Revolver as carried for everyday use. The Colt Official Police Revolver will no doubt establish many new records in .22 Caliber target events. Its record of achievements in .38 Special Caliber is outstanding — and every feature of grip, balance and sighting have been retained in the smaller caliber Arm.

Special Features

In making available the Official Police Revolver in .22 Long Rifle Caliber, Colt's answered an insistent demand from indoor and outdoor shooters for small caliber guns, built on the same frame, and with the same grip, balance and feel found in the heavier caliber models. The .22 Caliber gun is equipped with the same safety

features and is made with the same skill and care as the famous Caliber .38 Official Police Revolver. This new Colt will be found indispensable for indoor target practice because of the absence of recoil and loud report — as well as the economy effected through using the economical .22 Caliber ammunition.




Colt Standard of Inspection

The finishes given to Colt Revolvers and Automatic Pistols result from years of experiment and experience to produce the best possible plating and bluing methods. The character of service demanded of Fire Arms, calls not alone for unusual skill in application of finishes but the best methods and equipment to insure maximum permanence of finish.

Silver and gold mountings, inlays, engravings and etching of special designs that delight fastidious sportsmen are done by skilled artisans, whose work recalls the celebrated armorers of old. (See page 41.) Fitting of the stocks (ordinarily of finely checked walnut) is all that remains to make the Arm complete.

On the Colt firing range the expert marksmen assigned to the target tests have no difficulty in making wonderful scores with Colt Revolvers and Automatic Pistols, as the careful craftsmanship employed in their manufacture insures the absolute accuracy of each Colt. From 6 to 20 rounds, including all the different kinds of ammunition adapted for use in the Arm are shot from each Colt Revolver and



Automatic Pistol and the targets thus made, initialed by the marksman, accompany the Arm to its final inspection. This includes tests and final adjustments of the action, trigger pull, etc., and it is only after this final inspection that the Arm is stamped with the triangular Colt Proof Mark, shown above, which you will see on each Colt Fire Arm.



Among the points where absolute accuracy must be maintained to insure the quality demanded in the manufacture of Colt Arms are:




Alignment of cylinder chambers with barrel.
Head space and barrel clearance on cylinder.
Alignment of front sight with relation to frame.

The average number of operations on each Colt Revolver is 874, and on each Colt Automatic Pistol is 915.

The above description of Colt Fire Arms manufacture is certain to create a vivid impression of the thoroughness which characterizes every act performed in the Colt factory. It is only through this unflinching attention to even the minutest details that Colt's has attained and retained its leadership in the Fire Arms industry since 1836.

Colt Police Positive Special Revolver

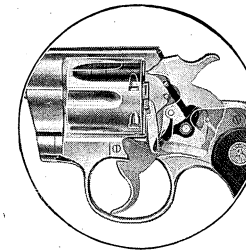
SIX SHOTS, DOUBLE ACTION



Jointless Solid Frame
Simultaneous Ejection
Swing-out Cylinder

CALIBERS:

.32-20 (.32 Winchester).
.38 Special. (Using in the same arm .38 Short Colt; .38 Long Colt; .38 Colt Special; .38 Colt Special High-Speed; .38 S. & W. Special (full and mid-range loads); .38 S. & W. Special High Velocity; .38-44 S. & W. Special).



The Colt Positive Safety Lock

The expression "You can't forget to make a Colt Safe" has often been heard, due to the fact that all modern Colt Double Action Revolvers are equipped with the Colt Positive Safety Lock — which makes accidental discharge absolutely impossible. The illustration above shows the solid bar of steel, 1/10 of an inch thick, which automatically places itself between the hammer and the cartridge head—remaining in this position at all times except when the trigger is intentionally pulled.


General Specifications

LENGTHS OF BARREL: 4, 5 or 6 inches. SIGHTS: Fixed, Non-reflecting, giving "Partridge" effect in sighting.
LENGTH OVER ALL: With 4-inch barrel, 8 3/4 inches. FINISH: Full Blued (or Full Nickel Plated), top of frame matted to eliminate reflection and glare.
STOCKS: Checked Walnut. WEIGHT: With 4-inch barrel, 22 ounces.
TRIGGER: Checked.

The Police Positive Special Revolver weighs but two ounces more than the Colt Police Positive and has that weight so distributed, in frame, crane, cylinder and barrel, as to afford that same high degree of accuracy as found in all other Colt Models. Positive in its action and made safe against accidental discharge by the COLT POSITIVE LOCK. In this Arm is demonstrated the efficiency of Colt's unvarying system of tests, inspections and gaugings, which follow every bar of steel from the mills, through the Colt factory to final verification of each completed arm.

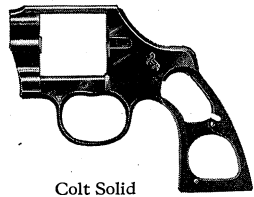
Special Features

Adopted as standard by many large and hundreds of smaller city Police Departments due to its accuracy and hard-hitting qualities. Popular among Express Messengers, Paymasters, Watchmen, and Special Officers. It is also the choice for



Home, Store, Motoring and Camping protection. The outstanding features of the Police Positive Special Revolver — which make for adaptability, accuracy and safety are: Perfect balance, weight only 22 ounces, and simple, durable construction.

Colt One-Piece Revolver Frame



Colt Solid
One-piece
Frame


The Colt One-Piece Frame is forged from one solid piece of steel into the forward end of which the barrel is permanently fastened by means of a tapered thread. There are no joints or hinges to impair its strength or disturb the permanent alignment of cylinder chambers with barrel. This construction insures absolute rigidity and unusual durability.

COLT CYLINDERS

All Colt Revolver cylinders turn right. Right turning holds the crane tightly against the frame — the cylinder chamber and barrel always in line for every shot. To make doubly certain that cylinders used in heavy caliber models have ample strength to safely use the modern high speed ammunition, these cylinders are made of special machine gun barrel steel and heat treated by special process. Colt cylinders manufactured of machine gun steel have greater strength than any other revolver cylinders produced.

THE COLT POSITIVE LOCK

The Colt Positive Lock operates automatically between the frame and the face of the hammer in all modern Colt double-action revolvers. It requires no manipulation by the operator, hence the expression: "You can't forget to make a Colt Safe." As the hammer rests in the "down" position, the safety lies directly between the face of the hammer and the frame. Obviously the arm could not be fired until the safety has been lowered. When the arm is cocked, the safety is lowered and remains in this position until the trigger is pulled. After the arm has been fired, the safety automatically returns to its position between the hammer and the frame, remaining in this position until the arm is again cocked.



You have 1/10 inch of steel between the hammer and the frame. To explode a cartridge in a Colt Revolver with the Positive Lock in safe position it would be necessary to drive 1/10 inch of solid steel into the frame before the hammer nose could reach the primer to explode it. Even should the revolver be dropped, the hammer become caught in the clothing, or struck a blow in any manner, or if, in drawing the hammer back it should slip from under the thumb (with your finger out of the trigger guard) the hammer of all modern Colt Revolvers cannot in any way come in contact with the primer, therefore accidental discharge is impossible.

Colt Detective Special Revolver


SIX SHOTS, DOUBLE ACTION

Jointless Solid Frame
Simultaneous Ejection
Swing-out Cylinder



CALIBER:

.38 Special. (Using in the same arm .38 Short Colt; .38 Long Colt; .38 Colt Special; .38 Colt Special Hi-Speed; .38 S. & W. Special (full and mid-range loads); .38 S. & W. Special High Velocity; .38-44 S. & W. Special).



Colt Rearward Action
Safety Type Cylinder
Latch.

The Cylinder Latch used on all Double Action Colt Revolvers is unique for two important reasons: (1) the rigidity with which it holds the cylinder tightly in place, (2) the fact that it must be deliberately forced backward before the cylinder can be thrown out. The latter is especially important in police Arms where the Arm is often jerked hurriedly from the holster or pocket and instantly fired. The Colt Latch is so designed that pressing the thumb forward cannot possibly accidentally release the latch, as is frequently the case with forward action latches. This safety feature in itself makes the Colt Revolver outstanding.

General Specifications

LENGTH OF BARREL: 2 inches.	SIGHTS: Fixed, Non-reflecting, giving "Patridge" effect in sighting.
LENGTH OVER ALL: 6 3/4 inches.	FINISH: Full Blued (or Full Nickel Plated), top of frame matted to eliminate reflection and glare.
STOCKS: Rounded. Checked Walnut.	WEIGHT: 21 ounces.
TRIGGER: Checked.	

Here is a "snub-nosed" Colt, shooting the powerful .38 Special cartridge, yet small enough to ride handily in the side pocket of coat or overcoat. While primarily a "close quarters" quick action Revolver this short-barrelled Colt has proved itself unusually accurate for an Arm of this type. The Detective Special Revolver is identical in construction and quality with the Colt Police Positive Special except for the barrel length. It has the same safety feature — the COLT POSITIVE LOCK, preventing unintentional discharge.

Special Features

This special model Colt is particularly adapted for the "plain clothes man" on special duty, who must be prepared for a surprise attack with no time to draw a regulation arm from holster or hip pocket. The plain-clothes men of the Detroit Police Department are equipped with

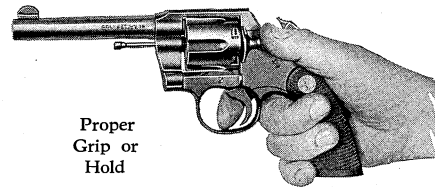
this Arm. The outstanding feature of this Colt Model is, of course, its compact size. Its length and shape permit it to be carried conveniently in the pocket. There is no more rugged firearm in its size and weight than the Detective Special and none of more businesslike appearance.



Colt Improved Grip

Skill in shooting does not require any unusual ability. Persistent, well directed practice will enable anyone to shoot well. And in no other way can this skill be acquired than by practice. Colt's has always exercised special care in the manufacture, adjustment and targeting of its target models, and each is accompanied by a test target signed by the expert making the gallery test.

It is a waste of good ammunition for anyone to start shooting until they have learned how to stand, how to grasp the Arm, how to aim and how and when to pull the trigger. Each of these steps requires practice and until some knowledge is gained in all these directions it is a good plan to use an unloaded Arm. The very first thing for the novice to learn is how to grasp and hold a Fire Arm.



Proper
Grip or
Hold


The stock of the Colt Revolver or Pistol is made to fit the hand naturally, easily and snugly. Grasp the Arm as shown in illustration at the left, and note how cosily it fits the hand — how firm and ample it feels and how sure an aim may be taken. This Colt Grip is scientifically designed to comfortably fit any hand

regardless of size, and absorb the recoil without derangement of the aim. The picture shows the proper grip or hold. The revolver should be grasped with the thumb and the last three fingers; the index finger is held outside the trigger guard until ready to fire.

The grasp should not be so tight as to cause tremors of the hand or arm to be communicated to the Revolver, but should be firm enough to avoid losing the grip when the recoil takes place. Owing to the fact that the recoil is exerted in a line above the hand which grasps the stock and takes up the recoil, an upward motion is imparted to the muzzle at discharge.

If the hand is so placed that the grip is largely on one side of the stock the rotary motion is upward and to the opposite side. Therefore, the grasp should be such that the hand which sustains the recoil should be high on the butt and directly behind it.

To avoid any possibility of the finger slipping from the trigger when pressure is exerted the triggers of all Colt Revolvers and Automatic Pistols, except four models are checked. The trigger of the "Woodsman" model is deeply grooved. Also to aid in overcoming the recoil many of the the Colt target models have checked back strap, and any Colt Arm may be had with this special work at small extra cost.

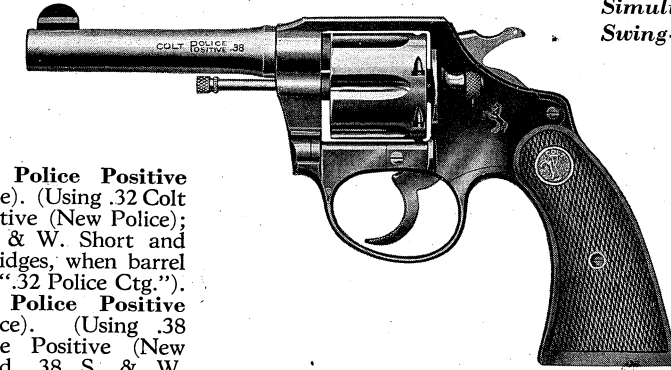


Cocking
for Rapid Fire

Colt Police Positive Revolver

SIX SHOTS, DOUBLE ACTION

Jointless Solid Frame
Simultaneous Ejection
Swing-out Cylinder



CALIBERS:

.32 Colt Police Positive (New Police). (Using .32 Colt Police Positive (New Police); also .32 S. & W. Short and Long Cartridges, when barrel is stamped ".32 Police Ctg.>").
.38 Colt Police Positive (New Police). (Using .38 Colt Police Positive (New Police) and .38 S. & W. Cartridges).

General Specifications

LENGTHS OF BARREL: .32 Cal., 2½, 4, 5 or 6 inches, .38 Cal., 4, 5 or 6 inches.

LENGTH OVER ALL: With 4-inch barrel, 8½ inches.

STOCKS: Checked Walnut.

TRIGGER: Checked.

SIGHTS: Fixed, Non-reflecting, giving "Partridge" effect in sighting.

FINISH: Full Blued (or Full Nickel Plated), top of frame matted to eliminate reflection and glare.

WEIGHT: .32 cal. with 4-inch barrel, 22 oz. .38 cal. with 4-inch barrel, 20 oz.


All Colt Cylinders TURN TO THE RIGHT

The accuracy of any revolver is determined to a large extent by the method used in lining up the chambers of the cylinder with the barrel. All Colt Cylinders turn to the right—thus binding the crane tight against the frame of the revolver—absolutely guaranteeing perfect alignment of chamber and barrel and adding materially to the accuracy of the arm. An additional feature which makes for greater accuracy is found in the small amount of clearance between the barrel end and the front of the cylinder—barely large enough to allow light to pass through.

The Police Positive Revolver is a medium powered Arm of light weight and small size. It is easy to handle and fits the pocket without undue drag on the clothing or bulge in the pocket. For these reasons, it is chosen by those who desire a light, strong Arm of ample power which is, at the same time, accurate and safe. The option of calibers and barrel lengths, places the Police Positive in the front rank of Fire Arm versatility. It may be shot either single or double action and, as in all other Colt double action Revolvers, the COLT POSITIVE LOCK protects against accidental discharge.

Special Features

Due to its reliability, durability, accuracy and safety the Police Positive Revolver is a favorite among Police Departments, Bank Guards, Special Police and Detectives. The Householder, Storekeeper, Motorist and Traveler also find the Police Positive Revolver particularly well suited to their

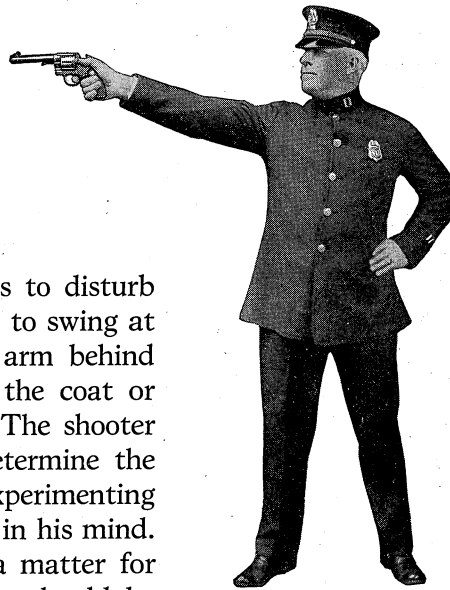


needs. Special features combined in the Police Positive Revolver are the superb balance, so necessary to accurate shooting, the full COLT GRIP, and the safety with which it may be handled. The Colt Positive lock operates automatically, making accidental discharge impossible.

Correct Firing Position

Shooters differ somewhat in their manner of standing, but in many respects there is a similarity in the "stance" of all good shooters. You should stand in a natural easy manner with right foot advanced (for right hand shooting) and your weight evenly distributed. Your body will face slightly to the left of the target, your right arm fully extended in a direct line toward the target. This position is, of course, reversed for left hand shooting. Do not tense the muscles nor swing the body so far to the left as to strain the neck muscles in sighting.

The position of the free arm, while not of vital importance, should not be such as to disturb the aim, as might be the case if allowed to swing at the side. Some shooters put the free arm behind their backs, others place the hand in the coat or trousers pocket or rest it on the hip. The shooter himself is the only person who can determine the easiest and most natural pose. A little experimenting on his part will quickly settle the point in his mind. The best position for the feet is also a matter for experiment. However, the general pose should be much the same as that shown in the illustration.




CAPT. E. J. LANGRISH
Hartford Police Department

Many people think that the expert shot holds his Pistol out with a steady hand, gets it right over the bull's-eye and pulls the trigger. He doesn't. There's no such thing as holding a pistol dead on a bull's-eye and shooting. The Arm is bound to sway to and fro, if ever so slightly. The only way to hit the center of the bull's-eye is to have the hammer fall just when the sight crosses the aiming point. The shooter cocks the hammer with his thumb, extends his arm, raising the Pistol to the line of sight, being sure that the piece is not canted to left or right but held perfectly level: then taking a long breath, takes aim at the lower edge of the bull's-eye, which is known as the "six o'clock hold" and begins gradually to press the trigger. It will be found that the Arm will weave back and forth and around the aiming point. The best shot in the world could not hit a bull's-eye if he had not developed a good "trigger squeeze." Be careful to squeeze the trigger slowly; do not jerk or twist it or you will get a wild shot. If you find that your shots are inclined to go to the left (with a right-handed shooter) or to the right (with a left-handed shooter) increase the thumb pressure on the side of the Revolver.

Colt Bankers' Special Revolver

SIX SHOTS, DOUBLE ACTION




Jointless Solid Frame
Simultaneous Ejection
Swing-out Cylinder

CALIBERS:

.22 Long Rifle
.38 Colt Police Positive (New Police). (Using .38 Colt Police Positive (New Police) and .38 S. & W. Cartridges).

Bankers' Special Caliber .22 Long Rifle



This powerful, compact pocket revolver has a dozen important uses—ranging all the way from personal protection to service as a snug little all around arm for camping and outdoors. It handles a wide variety of .22 Caliber ammunition, the .22 Long Rifle High Speed cartridges for those who want speed and penetration, and the .22 High Speed Hollow Point for those who want knock down and stopping power. The .22 Bankers' Special goes into action in a hurry—and offers an arm that you can rely on for efficient and effective service. The Colt Embedded Head Cylinder fully protects the High Speed cartridge heads—and the carefully rounded grip fits snugly and naturally into any size hand. It can be easily tucked away in the pocket or holster—ready for service at an instant's notice.

General Specifications

LENGTH OF BARREL: 2 inches.	SIGHTS: Fixed, Non-reflecting, giving "Partridge" effect in sighting.
LENGTH OVER ALL: 6½ inches.	FINISH: Full Blued (or Full Nickel Plated), top of frame matted to eliminate reflection and glare.
STOCKS: Rounded. Checked Walnut.	WEIGHT: Caliber .38, 19 ounces. Caliber .22, 23 ounces.
TRIGGER: Checked.	

The Bankers' Special is a light type model designed for easy carrying and quick access, which fits readily into the side coat or trousers pocket, yet has the ample Colt grip which insures steadiness. While primarily designed for close range, this Arm is surprisingly accurate up to 15 or 20 yards. The dependability of this Arm is assured by the most careful, expert attention to all details of manufacture, inspections and tests, which are due to our 104 years' experience in the Fire Arm industry. Handling of this Arm by those having little experience with Fire Arms, makes the COLT POSITIVE LOCK of especial importance, as a precautionary feature.

Special Features

The Bankers' Special is especially adapted for use by bank employees, and others whose primary requirement is for a Revolver of small size, all around dependability and absolute safety. The United States Government has equipped its railway mail clerks with the Colt Bankers' Special.



The outstanding feature of the Bankers' Special Revolver is its short (2-inch) barrel, permitting it to be conveniently carried and quickly drawn from the pocket. It may also be carried in shoulder or belt holster. Every principle of design and action is exactly the same as in all Colt Police Revolvers.

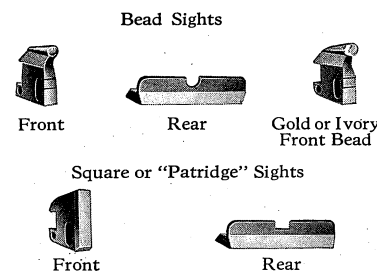
Colt Improved Sights

As you look over your Revolver to sight it, the front sight should just fill the rear notch, the top of the front sight should be even with the top of the rear sight with an even distribution of light on each side, and both sights in line with the spot on the target just below the point you wish to hit. Colt Revolvers are sighted at 15 yards to place the shots $\frac{3}{4}$ inch above the point of aim. At 10 to 12 feet hold ON the object you want to hit. There is a false belief that the shooter must guess how much to allow for the flip of his Pistol. It is true there is a recoil, but the shooter doesn't have to do any guessing. When Colt Arms are tested the sights are adjusted and allowance is made for the upward flip due to the recoil. If the Arm is properly grasped and the sighting is correct the shot will be accurately placed.

The standard front sights furnished with Colt Revolvers and Automatic Pistols designed for regular Police, Military, home and other protective service as well as for the hunter, tourist and general outdoor use are of the "fixed" variety, that is, they are not adjustable. The front sight is so constructed that the Arm may be easily drawn from the pocket or holster. It is strong and carefully made, firmly welded into a slot cut in the top of the barrel, or slide, and tapered at the top to a width that has proven best for all around shooting.

Rear sights in Colt Service Revolvers are formed by a groove along the top of the frame cut to proper width to correctly catch the front sight. Rear sights of all Colt Automatic Pistols are movable except the Cal. .25 Pocket Model which is machined as an integral part of the slide.


The standard sight equipment of Colt Target Arms — New Service Target, Shooting Master, Officer's Model Target and Police Positive Target Revolvers, "Camp Perry" Model, "Woodsmen," "Match Target Woodsman" and "ACE" .22 and the National Match and Super Match Automatic Pistols are the square or "Patridge" front and square cut rear. Bead sights will be supplied on any of these models except the "ACE," "Match Target Woodsman" and the National Match and Super Match Models when so specified, at no extra cost. Ivory Bead or Gold Bead front sights may be had at a nominal additional cost. Unless otherwise specified, the square or "Patridge" sights will be fitted to all Target Arms ordered.



Colt Pocket Positive Revolver


SIX SHOTS, DOUBLE ACTION

Jointless Solid Frame
Simultaneous Ejection
Swing-out Cylinder



CALIBER:

.32 Colt Police Positive (New Police). (Using .32 Colt Police Positive (New Police); also .32 S. & W. Short and Long Cartridges, when barrel is stamped ".32 Police Ctg.").



Colt Checked Non-slipping Hammer.

Quick, certain cocking of the Colt Pocket Positive is assured by the deep diamond point checking on the hammer spur. Slipping of the thumb while cocking is thus eliminated. However—it should be noted that even though the hammer should slip before the arm is fully cocked—it cannot fire the cartridge. The Colt Positive Lock allows the hammer nose to reach the cartridge head only when the trigger is intentionally pulled.

General Specifications

LENGTHS OF BARREL: 2, 2½, 3½ or 6 inches.
LENGTH OVER ALL: With 2½ inch barrel, 6½ inches.
STOCKS: Checked Rubber, or Checked Walnut.
WEIGHT: With 2½ inch barrel, 16 ounces.

SIGHTS: Fixed, Non-reflecting, giving "Patridge" effect in sighting.

FINISH: Full Blued (or Full Nickel Plated), top of frame matted to eliminate reflection and glare.

A compact, reliable and absolutely safe Pocket or House Arm, guaranteed for use with all standard factory loaded ammunition. While weighing only a pound and small enough to be almost concealed in the palm of the hand, this little COLT has a well-modeled grip that can be firmly grasped and lessens the shock of recoil. It is an ideal lady's Revolver because of its light weight, small size and the variety of accurate cartridges that may be used in it, ranging from a light "gallery" to the powerful full load. This compact little Revolver is equipped with the COLT POSITIVE LOCK, a simple, automatic device that absolutely prevents accidental discharge.

Special Features

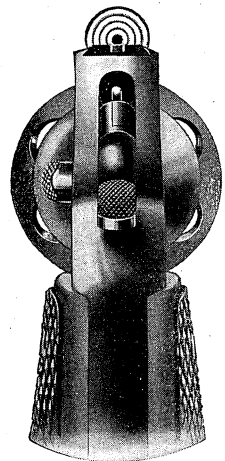
For the Home, Office, Store or Pocket—wherever concentrated energy is desirable in a Fire Arm the Colt Pocket Positive is ideal. It combines all the advantages of the larger model Colts. A favorite with Travelers as it may be packed in small space and is as safe under the pillow or in the pocket as in a dresser drawer.



The Colt Pocket Positive Revolver has the well known Colt Solid Frame, forged from one-piece of special steel, without joints to wear loose or cause weakness. The Colt feature of right revolving cylinder, insures positive alignment of cylinder chambers and barrel. The Colt Positive Lock protects against accidental discharge.

Selecting the Proper Arm

The illustration below shows the method of "drawing a sight" and "holding under." To make this clear the "Patridge" type of sight is pictured, showing "square" formed by front sight in the square cut of the rear sight. Note strip of light on each side of front sight, and position of top of frame in relation to top of front sight and under bull's-eye. The selection of a proper Arm is of course most important, as no one, regardless of ability, can make good scores with a defective, inaccurate or poorly made Arm. Of equal importance is the selection of an Arm in the proper weight and with a snugly fitting grip. Because of absolute safety, positive accuracy and unfailing dependability, Colts are the standard Small Arms of both professional and amateur sportsmen. Experienced hunters, guides, explorers, trappers whether in quest of or in danger from wild animals, either large or small, from the Tropics to the Arctic choose Colts. Especially is this true of expeditions where success or failure depends upon the reliability of the Fire Arm carried.



But, by far the most spectacular performances of both Colt Revolvers and Colt Automatic Pistols have been recorded in competitive shooting at state, national and international matches. Scores made during recent years in all parts of the country are noteworthy, indicating unprecedented skill in marksmanship as well as the outstanding accuracy attained in Colt Fire Arm manufacture.

DETROIT POLICE TEAM SETS TWO NEW WORLD'S RECORDS IN

WINNING CAMP PERRY POLICE CHAMPIONSHIPS

The world's finest pistol shooters gather every year at the Camp Perry National Matches. There isn't a Shoot anywhere that can boast of keener competition. To stand out as a Camp Perry champion is the goal of every shooter . . . and to be ranked as the Nation's Champion Police Team is the dream of every Police Team.

This year the crack team of the Detroit Police Department took all comers in the Interstate Team Match . . . and hung up a new World's Record Score of 1124 for a four man team. In addition they retired the Colt Trophy with another record breaking score of 1167. What a team of shooters . . . and every one of them Colt shooters from .22 matches to .45 caliber matches.

COUNT THE COLTS ON THE FIRING LINE!




World's champion Detroit police team. *Left to right, front, Detectives A. Shapiro and Sgt. Al. Hemming; back, M. LaLonde, Sgt. Marvin Driver, team instructor, and Harry Reeves.*

Colt Police Positive Target Revolver

SIX SHOTS, DOUBLE ACTION

Jointless Solid Frame
Simultaneous Ejection
Swing-out Cylinder

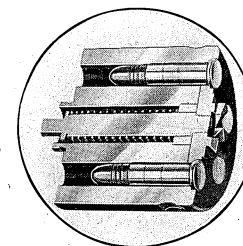


CALIBERS:
.22 Long Rifle
.32 Colt Police Positive (New Police); also .32 S. & W. Short and Long Cartridges).

Now furnished with Hand Finished Target Action.

General Specifications

LENGTH OF BARREL: 6 inches.	SIGHTS: "Patridge" (regularly furnished) or "Bead". Both non-reflecting; Front Sight adjustable for elevation; Rear Sight adjustable for windage.
LENGTH OVER ALL: 10½ inches.	ACTION: Hand Finished.
STOCKS: Checked Walnut.	FINISH: Full Blued; top of frame stippled to eliminate reflection and glare.
TRIGGER: Checked.	
BACK STRAP: Checked.	
WEIGHT: .22 Cal., 26 ounces. .32 Cal., 23 ounces.	



The Colt Embedded Head Cylinder, shown above, adapts this popular Target Arm for High Speed Cartridges.

The Police Positive Target is especially popular among outdoor shooters, including hunters and trappers — many of whom use the High Speed Ammunition because of its greater power. The embedded head cylinder makes the use of this ammunition absolutely safe. The cartridge head is completely embedded in steel making split cartridge heads impossible.

The Colt Police Positive Target Model was designed to meet an always present demand for a high-grade .22 caliber Revolver built on heavy frame, having a full, comfortable grip, which may be had for use with the inexpensive and easy-to-get .22 caliber ammunition. Whether for small game, amusement or serious practice out-of-doors or indoors, this model will be found both accurate and dependable. For the novice, the absence of disturbing recoil accustoms the eye to accuracy and the nerves to steadiness, while perfect balance and smooth action give confidence. In the hands of expert shooters this Arm has turned in many "possibles" or perfect match scores.

Special Features

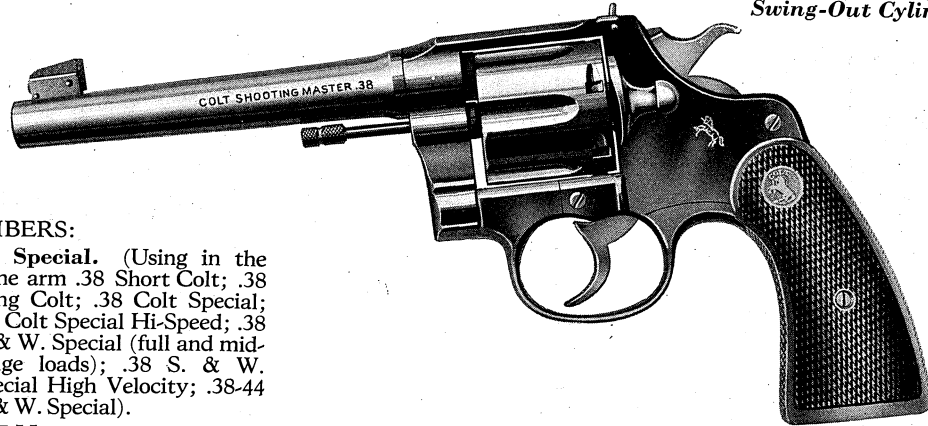
The Police Positive Target Revolver appeals to the Trapper, Camper, Beginner (whether man or woman) and the Training Officer. Unquestioned accuracy, combined with perfect balance and weight, make this an ideal Arm. An improved Heavy Frame is an important feature of the Police Positive Target Revolver — giving it more substantial weight, so distributed as to insure natural balance. A comfortable grip is furnished for the largest hand.



Colt "Shooting Master"

DE LUXE TARGET REVOLVER


Jointless Solid Frame
Simultaneous Ejection
Swing-Out Cylinder



CALIBERS:

.38 Special. (Using in the same arm .38 Short Colt; .38 Long Colt; .38 Colt Special; .38 Colt Special Hi-Speed; .38 S. & W. Special (full and mid-range loads); .38 S. & W. Special High Velocity; .38-44 S. & W. Special).

.357 Magnum
.44 Special
.45 Colt
.45 Automatic



Special "Non-Reflecting" Shooting Master Frame.

Features designed to eliminate sun glare and reflection are always of importance to the target shooter. Special care has been taken in designing the "Shooting Master" to provide non-reflecting sights and a frame carefully stippled on top and rear in such a way as to make light reflection impossible. Even the top of the hammer has been dulled in order that no light may be reflected when the hammer is in the cocked position.

General Specifications

LENGTH OF BARREL: 6 inches.
LENGTH OVER ALL: 11 1/4 inches.
STOCKS: Selected Walnut, Rounded Butt. Square Butt if desired, at no extra charge.
TRIGGER: Checked.
STRAPS: Deeply Checked.
BARREL: Super-precision. Tapered to insure perfect balance.

SIGHTS: "Patridge" (regularly furnished) or "Bead." Both non-reflecting; Front Sight adjustable for elevation; Rear Sight adjustable for windage.
FINISH: Full Blued; top and back of frame stippled to eliminate reflection and glare.
ACTION: Velvet-smooth hand finished target action.
WEIGHT: (.38 Caliber) 44 ounces.


The Colt "Shooting Master" is a man's gun — produced to meet the exacting requirements of those shooters who are satisfied with nothing less than the ultimate in a target arm. It is a de luxe product of Colt ingenuity and Colt craftsmanship.

The heavy frame, full grip and perfect balance of the "Shooting Master" lend confidence and steadiness to the shooter — and the velvet smoothness of its action makes higher scores a certainty.

Special Features

The perfectly distributed weight of the "Shooting Master," is such as to reduce recoil to a point where it is scarcely noticeable.

A special feature of this Arm is its rounded, palm-fitting grip. Both back and front



straps are deeply checked, providing a firm, full grip for large as well as small hands. The velvet-smooth action of the "Shooting Master" will prove a delight in the hands of experienced and novice shooters alike.

Colt New Service Target Revolver

SIX SHOTS, DOUBLE ACTION

Jointless Solid Frame
Simultaneous Ejection
Swing-out Cylinder




CALIBERS:

.44 Special.
.45 Colt.
.45 Automatic.

General Specifications

LENGTHS OF BARREL: 6 or 7 1/2 inches.
LENGTH OVER ALL: With 7 1/2 inch barrel, 12 3/4 inches.
STOCKS: Checked Walnut, Square Butt. Round Butt if desired at no extra charge.
TRIGGER: Checked.
STRAPS: Both Front and Back Straps deeply checked.

ACTION: Hand finished.
SIGHTS: "Patridge" (regularly furnished) or "Bead." Both non-reflecting; Front Sight adjustable for elevation; Rear Sight adjustable for windage.
FINISH: Full Blued; top of frame stippled to eliminate reflection and glare.
WEIGHT: With 7 1/2 inch barrel (.45 Caliber) 42 ounces.




The Colt Deeply Checked Trigger

To prevent any possibility of the trigger finger slipping while firing a Colt Police or Target Revolver, all models (except the Pocket Positive and Single Action Army Revolvers) are regularly furnished with deeply checked triggers. Checking runs in diagonal directions, thus forming sharp diamond shaped points which hold the finger firmly. Target shooters especially appreciate this Colt feature because of the smoother, firmer trigger pull which it makes possible.

A superb Target Model of heavy caliber in which every detail of construction is given the most minute and careful attention. Parts are hand finished, inspected and assembled by skilled craftsmen familiar with the particular requirements of accurate shooting. The New Service Target is a de luxe model, each Arm being practically custom built, receiving special attention from first to last and is expertly targeted. A test target initialed by the Colt Pistol range expert who proves the Arm, accompanies each New Service Target Revolver. Personal safety is insured by the COLT POSITIVE LOCK which eliminates all danger of accidental discharge.

Special Features

The World's Record for the first perfect revolver score recorded under official match conditions at twenty yards, was made with a New Service Target Revolver. Its fine construction appeals also to the Sportsman.




The action of the Colt New Service Target Model Revolver is entirely hand finished, producing unusual smoothness of operation and excellence of pull. The Grip is identical in shape and size with the .45 Caliber New Service Model.

Colt New Service Revolver

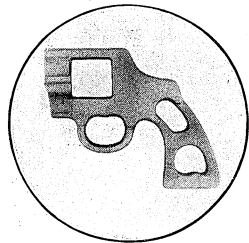
SIX SHOTS, DOUBLE ACTION

Jointless Solid Frame
Simultaneous Ejection
Swing-out Cylinder



CALIBERS:

.38 Special. (See page 25)
.357 Magnum. (See page 25)
.38-40 (.38 Winchester).
.44 Special.
.44-40 (.44 Winchester).
.45 Colt.
.45 Automatic.
.455 Eley (English).




Colt Forged One Piece Frame

The strength, the rigidity and the perfect balance of Colt Revolvers is due in no small part to the care with which the frame is designed and forged. From a bar of solid steel, Colt frames are formed, red hot, under the thudding blows of a giant drop hammer. Over and over it is turned until it has been hammered into the rough shape of a revolver frame—tough, strong and unbreakable. There are no castings in Colt Arms—the hammer, trigger, etc., being machined from solid bars of steel—each type of steel laboratory tested, and carefully inspected before finally accepted.

Special Features

The New Service is essentially a holster Revolver for the man in the open—Mounted, Motorcycle and State Police; the Hunter, Explorer and Pioneer. It is the Arm adopted as Standard by the Royal Canadian Mounted Police, and hundreds of city and



LENGTHS OF BARREL: calibers .38 and .357 Magnum, 4, or 6 inches, other calibers 4½, 5½ or 7½ inches.
LENGTH OVER ALL: With 4½ inch barrel, 9¾ inches; with 6 inch barrel, 11¼ inches.
STOCKS: Checked Walnut. Square Butt standard. Round Butt if desired. Lanyard loop furnished at no extra cost.
TRIGGER: Checked.

General Specifications

SIGHTS: Fixed, Non-reflecting, giving "Patridge" effect in sighting.

FINISH: Full Blued (or Full Nickel Plated), top of frame matted to eliminate reflection and glare.

WEIGHT: With 4½ inch barrel, (.45 caliber) 39 ounces; with 6 inch barrel (.38 caliber) 43 ounces.

The New Service Revolver was designed for those requiring an especially sturdy Fire Arm of sufficiently large caliber for the most serious service without excessive weight. It withstands the rigors of heat, cold, rain or snow as well as excessive use, as many as 250,000 rounds having been fired from a New Service Revolver without noticeable impairment of accuracy.

It is the Model chosen by men who frequently find themselves far from gunsmiths and whose lives may depend upon the reliability of their Fire Arms, for it is capable of stopping any animal on the American Continent. Absolute safety is assured by the COLT POSITIVE LOCK which prevents accidental discharge.

state Police Organizations throughout the world. This Arm has the well known COLT GRIP, ample for the brawniest hand yet so formed that it is easily grasped by the smaller hand. Light reflection is eliminated by non-reflecting sights and matting along the entire top of the frame.

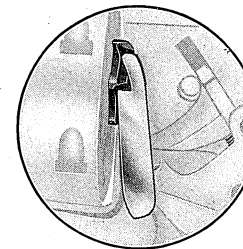
Colt New Service Revolver

CALIBER .38 SPECIAL
SIX SHOTS, DOUBLE ACTION

Jointless Solid Frame
Simultaneous Ejection
Swing-out Cylinder

CALIBER:

.38 Special. (Using in the same arm .38 Short Colt; .38 Long Colt; .38 Colt Special; .38 Colt Special Hi-Speed; .38 S. & W. Special (full and mid-range loads); .38 S. & W. Special High Velocity; .38-44 S. & W. Special.)
.357 Magnum



COLT "TWO POINT" HAND

You have possibly often wondered what device was used in Colt Revolvers to hold the cylinder chamber and the barrel so rigidly and so perfectly in line. This result is obtained through the use of the Colt "Two Point" Hand found only in Colt Revolvers. As you will notice above, the hand that turns the cylinder has two points. The first point starts the cylinder revolving to the right by engaging a ratchet on the cylinder. Before the cylinder has been forced entirely into line the second point of the hand picks up the succeeding tooth of the ratchet and completes the work of revolving the cylinder until chamber and barrel are in perfect alignment. The second point of the hand presses firmly against the ratchet, as shown in the illustration, with the hammer fully back and ready to be released. This positively holds the cylinder in its proper place, making unnecessary any front locking device with its attendant danger of failure through becoming clogged with dirt or grease.

General Specifications

LENGTHS OF BARREL: 4 or 6 inches.
LENGTH OVER ALL: With 6 inch barrel 11¼ inches.
STOCKS: Checked Walnut, Rounded Butt. Square Butt if desired, at no extra charge.
TRIGGER: Checked.
SIGHTS: Fixed, Non-Reflecting, giving "Patridge" effect in sighting.
FINISH: Full Blued (or full Nickel Plated) top of frame matted to eliminate reflection and glare.
WEIGHT: With 6 inch barrel, 43 ounces.

Due to the growing demand for a .38 Caliber Colt Revolver built on the heavy .45 Caliber frame for outdoor, police and all around service, we have added to our line of standard revolvers the New Service Model chambered for the .38 Special cartridges, both regular and high speed. This model is exactly like the regular New Service Model described on the opposite page, with the exception that it is furnished regularly with rounded butt instead of square. However, for those who prefer the square type butt we are in position to furnish this style upon special request at no additional cost. The barrel of the .38 Caliber model has been slightly tapered as in the Shooting Master, giving the arm perfect distribution of weight and unusually fine balance.

Special Features

The New Service Model has for many years enjoyed wide popularity as an ideal arm for police and sheriff service—as well as for outdoor use. Due to the unusual popularity of the .38 Special cartridges, this powerful Colt Model is proving exceptionally popular—especially

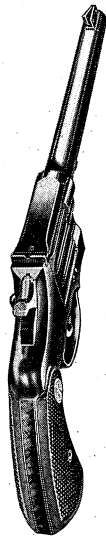


among shooters who desire to use the new High Speed type ammunition. The extra weight of this model reduces recoil from these powerful cartridges to a minimum and its full rounded stock provides a firm, sure grip that aids in steadying the arm.

The Colt "Camp Perry" Model Single Shot Target Pistol

Single Action
Swing-out Breech
Rod Ejection

CALIBER:
.22 Long Rifle



To prevent light reflection and glare, the top and back of the frame of the new Camp Perry have been carefully stippled. The top of the hammer has also been finished in this way to prevent glare while the hammer is cocked and in sighting position.



General Specifications

LENGTH OF BARREL: 8 inches.	SIGHTS: Special "Kelly" type "Patridge" front, or Bead if desired. Both non-reflecting; front sight adjustable for elevation; rear sight adjustable for windage.
LENGTH OVER ALL: 12 inches.	FINISH: Blued, top and back of frame stippled to eliminate reflection and glare.
STOCKS: Checked Walnut.	WEIGHT: 34 ounces.
TRIGGER: Checked, Special Type.	
BACK STRAP: Checked.	
ACTION: Hand finished, super-smooth.	

The Colt Camp Perry Single Shot Pistol is without any question the finest arm of its type ever produced. It has been designed with the aid of leading target shooters in all parts of the country and incorporates modern target arm features that guarantee higher scores. Among the important new Camp Perry features is the shorter barrel, measuring 8 inches in length, including the chamber. The 8 inch barrel balances this model perfectly, and its new type sights line up easily and naturally. The hammer fall has been shortened, making it faster, and the action is hand finished and velvet-smooth.

Special Features


The new type trigger, especially designed for Officers' Model. These two popular Colt models are therefore, readily interchangeable. The trigger is carefully checked to prevent slipping.



Colt Single Action Army Revolver

"FRONTIER MODEL"—SIX SHOOTER
SIX SHOTS, SINGLE ACTION

Solid Frame
Rod Ejection



CALIBERS:
.32-20 (.32 Winchester).
.38 Special. (Using in the same arm .38 Short Colt; .38 Long Colt; .38 Colt Special; .38 Colt Special Hi-Speed; .38 S. & W. Special (full and mid-range loads); .38 S. & W. Special High Velocity; .38-44 S. & W. Special).
.357 Magnum.
.38-40 (.38 Winchester).
.44 Special.
.44-40 (.44 Winchester).
.45 Colt.

General Specifications

LENGTHS OF BARREL: 4 3/4, 5 1/2 or 7 1/2 inches.	FINISH: Case Hardened Frame; Blued Barrel and Straps (or Full Nickel Plated).
LENGTH OVER ALL: With 4 3/4 inch barrel 10 1/4 inches.	WEIGHT: .45 Caliber with 4 3/4 inch barrel, 36 ounces.
STOCKS: Checked Rubber.	
SIGHTS: Fixed.	

For more than half a century, this model Single Action Revolver has been a favorite of the Old and New West where accuracy and extreme durability are required and gunsmiths are fewest.

Rugged and dependable, a greater number of these guns have been produced than of any other Revolver ever manufactured.


The single action .45 Caliber, also known in the trade as the "Peacemaker" was given the name "Army" when in 1873, after three years of tests, it was adopted by the United States War Department for use with the (then new) .45 caliber center fire metallic cartridge.

Shortly thereafter, this model was brought out in caliber .44-40 as a companion for the .44-40 Repeating Rifle, and became universally known as the "Frontier" Six-Shooter.

Special Features

Essentially a belt, shoulder or saddle holster Arm and always popular with big game hunters as a complementary Arm to rifles of the same calibers. This is the model that blazed the trail west of the Mississippi. May be safely carried with the hammer in safety notch.

The shape and size of the grip adapt it to the largest and brawniest hands. The accuracy of its manufacture permits of the most spectacular marksmanship performances. This model has been manufactured for sixty years—without important change in design or component parts.

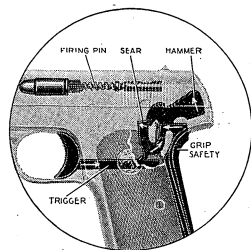


Colt Automatic Pistols

Although the Colt is the best known of all Automatic Pistols, there are some people who consider this Arm complicated compared with the more familiar Colt Revolver. As a matter of fact, there are fewer parts in a caliber .32 Colt Automatic Pistol than in the Police Positive Special Revolver. The action of a Colt Automatic Pistol differs, however, from the Colt Revolver action.

COLT AUTOMATIC GRIP SAFETY

As to the Colt Automatic Grip Safety the results achieved are the same as with the Colt Positive Lock. The accompanying diagram shows this device as incorporated in calibers .32 and .380 Colt Automatic Pistols. A similar safety is also applied to the caliber .25 Pocket Model, Super .38, Government Model .45 and Ace Automatic Pistols. The front arm of the U-shaped sear engages the hammer notch; the lower point rests against end of trigger, and the short rear arm of the sear lies directly under the hooked end of




the grip safety. Pulling the trigger will move the arm of the pivoted sear in two directions — the long arm moves to the front and out of the notch of the hammer, releasing the same, and the short arm moves upward. BUT, as the hook end of the grip safety lies directly above the short arm of the sear, it is seen that the sear is securely blocked until the grip safety is pressed inward (to the front as indicated by the arrow), then the hooked end clears the short arm of the sear and permits it to move upward into the hollow in rear of the hook. It will thus be plainly seen how the Colt Automatic Grip Safety positively prevents accidental discharge in all modern Colt Automatic Pistols equipped with this safety feature. The Government Model Caliber .45, Ace Caliber .22 and Super .38 should not, however, be carried with the hammer in the half cock position when the arm is loaded.

Besides the Automatic Grip Safety, which does not permit the hammer to be released unless the pistol is taken into the hand in position to be fired, all modern Colt Automatic Pistols are provided with a manual Safety Lock. When the hammer is cocked, the Safety Lock may be pushed upward so that it will engage with a corresponding cut in the slide, locking it and at the same time blocking all operating connections between the trigger and hammer, so that the hammer can by no means be lowered while the Safety Lock is engaged with the slide. The Safety Lock can be pressed down by the thumb of the right hand when ready to shoot, entailing no loss of time.

In addition to the two safeties mentioned above all modern Colt Automatic Pistols in calibers .25, .32 and .380 have what is known as the Magazine Safety Disconnecter which positively breaks all connection between trigger and sear when magazine is withdrawn. This prevents accidental discharge even if the Arm is cocked and a cartridge remains in the chamber.


Colt "Match Target" Woodsman Automatic Pistol



CALIBER:
.22 Long Rifle
 (Both Regular and High
 Speed Ammunition)

Specifications

CAPACITY OF MAGAZINE: 10 cartridges.	TRIGGER: Grooved, of special design.
LENGTH OF BARREL: 6½ inches. Special heavy tapered type.	FINISH: Full blued. Top of barrel, receiver and slide stippled.
LENGTH OVER ALL: 11 inches.	SIGHTS: Front sight fixed. Rear sight adjustable for both elevation and windage.
ACTION: Hand-honed, velvet-smooth.	DISTANCE BETWEEN SIGHTS: 9¼ inches.
STOCKS: Special type, extra long.	



*New Type, Straighter
 Trigger . . . free from
 backlash*

A feature of great importance found in the new Match Target Woodsman Model is the new style grooved trigger. The trigger itself is extra thin, set back in a position to be comfortable for any size hand. The trigger mechanism has been changed to reduce backlash or trigger travel, and the pull is exceptionally sharp and clean.

The Colt Match Target Woodsman has proved to be the most sensational performer seen on the nation's firing lines in recent years. This model has been in existence only about two years, and already holds a surprising number of world's records. It is the .22 caliber arm on which the nation's leading target shooters depend for match winning scores. Its heavy tapered barrel balances the arm perfectly, while its extra large stocks are designed to fit even the largest hands. Its action is super-smooth, with a trigger pull that is a delight to target shooters.

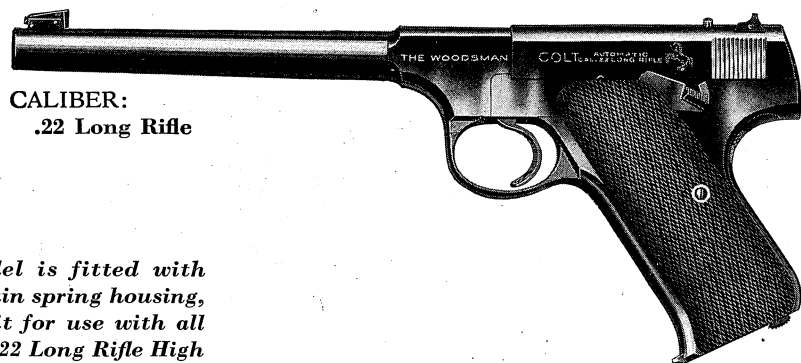
Special Features

The Match Target Woodsman has been designed as a "professional" target pistol, especially suited for use by shooters who take their target shooting seriously. With this in mind, it has been equipped with target sights designed for fast, accurate shooting. The entire top of the barrel, receiver and slide have been stippled to eliminate glare. Special stocks, special trigger and hand-honed action make this the finest pistol of its type ever designed.




Colt "Woodman" Automatic Pistol

TARGET MODEL



CALIBER:
.22 Long Rifle

This model is fitted with special main spring housing, adapting it for use with all standard .22 Long Rifle High Speed lubricated cartridges



Colt Non-Slipping Serrated Slide.

To aid in drawing the Automatic Pistol Slide rearward, required to bring the first cartridge into the chamber, all Colt Automatic pistol slides are furnished with deep vertical grooves or serrations in the rear of the slide. A firm grip of the slide is thus permitted and danger of the fingers slipping while pulling the slide rearward is eliminated. Both sides of the slide are serrated in this way.

General Specifications

CAPACITY OF MAGAZINE: 10 Cartridges.	FINISH: Full Blued.
LENGTH OF BARREL: 6½ inches. (See page 31 also.)	DISTANCE BETWEEN SIGHTS: 9 inches.
LENGTH OVER ALL: 10½ inches.	SIGHTS: "Patridge" (regularly furnished) or "Bead." Both non-reflecting; Front Sight adjustable for elevation; Rear Sight adjustable for windage.
STOCKS: Checked Walnut.	WEIGHT: 29 ounces.
TRIGGER: Grooved.	

In the Colt .22 Automatic Pistol is found that rare combination of qualities which mark the ideal small bore Arm. Chambered for the economical, easy to get .22 Long Rifle Cartridge, it handles the new High Speed ammunition with perfect satisfaction. Here are combined Balance, Range, Accuracy, Convenience, Power and Safety, with every advantage of the single-shot Pistol, plus automatic action for rapid-fire shooting. This Pistol is equipped with a Slide Safety Lock which, when the Arm is cocked, may be pushed upward into a slide notch, thus positively locking both hammer and slide and preventing accidental discharge.

Special Features


The Colt "Woodman" Model .22 Automatic Pistol was brought out as a Target Model and instantly gained the recognition of expert shooters, because of its accuracy, simplicity and power. The Woodman has established many World Pistol Records and is one of the star performers on target lines, both here and abroad. Exceptionally popular with Hunt-



ers, Trappers, Campers, Tourists and Farmers. The Slide Safety Lock is so located that when in Safe position it may be instantly pressed down when raising the Pistol to fire. The magazine has a thumb pin enabling the operator to relieve tension on the magazine spring to facilitate loading the magazine — a feature appreciated in handling small cartridges.

Colt "Woodman" Automatic Pistol


with 4½ inch Barrel



with Fixed or Adjustable Front Sight

CALIBER:
.22 Long Rifle

This model is fitted with special main spring housing, adapting it for use with all standard .22 Long Rifle High Speed lubricated cartridges



Demonstrating the Accuracy of this new Woodman Automatic

One of the amazing features of this new Woodman model is its uncanny accuracy. Its balance is perfect, its grip snug and comfortable, and its fixed front sight ideal for an arm of this type. The result is exceptional accuracy. The target above was shot in our own gallery with one of the new Woodman models, using an arm rest. It proves beyond question the shooting ability of this newest Colt model.

General Specifications

CAPACITY OF MAGAZINE: 10 Cartridges.	SIGHTS: Fixed Ramp type front sight, Serrated, or Adjustable front sight. Rear sight adjustable for windage only.
LENGTH OF BARREL: 4½ inches.	DISTANCE BETWEEN SIGHTS: Fixed front sight, 7½ inches; Adjustable front sight, 7 inches.
LENGTH OVER ALL: 8½ inches.	WEIGHT: 26 ounces.
STOCKS: Checked Walnut.	
TRIGGER: Grooved.	
FINISH: Full blued.	

This new short barreled Woodman Model has everything a shooter could desire for service in the woods — range, power, accuracy and safety. Its fixed front sight is strong and sturdy, especially designed for quick drawing from holster or pocket. The adjustable type front sight appeals especially to shooters who use their Woodman for both outdoor and target shooting. The Woodman Model has rifle-like accuracy and its large capacity magazine gives you ten shots without reloading. The action is unusually fast. This new Woodman is just the gun to bang around with in the outdoors — camping, hunting, fishing and hiking. As to its accuracy, note the target at the left.

Special Features

Due to a special safety device with which the Woodman is equipped, this model can be carried without danger of accidental discharge, when the slide lock safety is in place. With the gun cocked and ready for instant action, only a slight press of the thumb on the safety lock is required to

release the safety and allow the arm to be shot. Not a second of valuable time is lost, and safety in the woods is of paramount importance. Note also the unique grooved trigger which the model is furnished, designed to eliminate possibility of the trigger finger slipping.




Colt "Ace" Automatic Pistol

CALIBER .22 LONG RIFLE



CALIBER:
.22 Long Rifle

The Colt Ace is adapted for use with all standard .22 Long Rifle High Speed Lubricated Cartridges.



ACE Adjustable Rear Target Sight.

General Specifications

CAPACITY OF MAGAZINE: 10 Cartridges.	TRIGGER: Checked.
LENGTH OF BARREL: 4¾ inches.	ARCHED HOUSING: Checked.
LENGTH OVER ALL: 8¼ inches.	FINISH: Full Blued.
STOCKS: Checked Walnut.	SIGHTS: Fixed, ramp type Front sight. Rear sight, adjustable for elevation and windage.
ACTION: Hand Finished.	WEIGHT: 38 ounces.

The illustration above shows the special ACE sight from above. Adjustments for elevation are quickly effected through simply turning the screw shown on the right side of the sight either up or down. Adjustment for windage is obtained through regulating the screw which is shown passing beneath the sight. The windage adjustment is held rigidly through tightening the binding screw shown on the left. The ACE sight is strong, simple and highly accurate.

The Colt ACE has been designed as a companion Arm for the Government Model Caliber .45 Automatic Pistol — making possible economical target practice for service men, members of the National Guard, Reserve Officers and individual shooters of the heavier Caliber Colt Automatic Pistols. The ACE is the finest and most accurate heavy type Caliber .22 Automatic Pistol Colt has yet produced, and has been brought out because of the insistent demand from shooters of the larger Colt Automatics for a similar Arm which would shoot the economical .22 Long Rifle Cartridge. It is built on the same identical frame as the Government Model, and has the same grip, feel and method of operation — as well as full safety features.

Special Features

The ACE is a target Arm in every sense of the word, and is equipped with an especially designed rear target sight which makes possible adjustments for both windage and elevation. Front sight is fixed, requiring no regulating. Its magazine has a capacity of 10 cartridges and is quickly ejected by simply pressing on the magazine catch.



Painstaking hand finishing of the action assures smooth operation of all working parts — especially desirable in a target Arm. Its precision-bored barrel has been especially bored and chambered for the .22 Long Rifle Cartridge and is designed in such a manner as to add materially to the power of this highly satisfactory cartridge.

Colt "Service Model Ace" Automatic Pistol

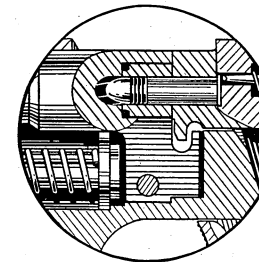


CALIBER:
.22 Long Rifle
(Both Regular and High Speed Ammunition)

WITH FLOATING CHAMBER

Specifications

CAPACITY OF MAGAZINE: 10 cartridges.	TRIGGER AND HAMMER SPUR: Checked.
LENGTH OF BARREL: 5 inches.	FINISH: Full Blued.
LENGTH OVER ALL: 8½ inches.	SIGHTS: Ramp front sight, fixed. Rear sight adjustable for both elevation and windage. Both stippled.
ACTION: Hand finished.	ARCHED HOUSING: Checked.
WEIGHT: 42 ounces.	
STOCKS: Checked Walnut.	



New Floating Chamber Increases Recoil Approximately Four Times

A feature of the Service Ace is its ingenious "floating chamber" which amplifies the ordinary recoil of a .22 four times, and provides positive functioning under all conditions.

The floating chamber is a marvel of simplicity . . . consisting of a movable chamber, so designed as to increase pressure, building up the recoil until it simulates the recoil of the .45 caliber automatic pistol. The Service ACE is a natural for military shooters, a remarkably fine training gun for beginners.

The New Service Model Ace has been designed to provide efficient and economical target practice for military men, and all shooters of the heavy frame Colt Automatic Pistols. It is similar in design to the regular Ace Model . . . plus the recently perfected Floating Chamber. By the use of the Floating Chamber the recoil has been increased four times, simulating the recoil found in the .45 caliber Government Model Automatic Pistol. Thus the shooter is trained with an arm that allows him to later change to the heavier caliber pistol, without the additional recoil being noticeable. Because of the much lower cost of .22 caliber ammunition the Service Ace will pay for itself in a very short time.

Special Features

Except for difference in caliber, the new SERVICE MODEL ACE and the Government Model .45 are practically twins. They are so near alike that you can switch from one to the other and hardly notice the difference. However, the Service Ace is provided with hand finished action and a two-way Stevens adjustable rear sight. The front sight is fixed with serrated face.

The Service Ace saves *real* money and pays for itself in a very short time. It provides accurate, economical target shooting for Service men — members of National Guard, Reserve Officers, and individual shooters of the .45 Caliber Automatic Pistol . . . at one-seventh the cost of .45 automatic cartridges.

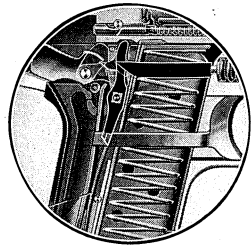


Colt Automatic Pistol

POCKET MODEL, CALIBER .25—Hammerless



CALIBER:
.25— for the .25 Automatic Cartridge.



Colt Grip Safety and Magazine Disconnecter.

To doubly insure absolute safety in handling Colt Automatic Pistols, all modern models (with the exception of the Woodsman Model) are fitted with the world famed Colt Grip Safety—in addition to the Slide Lock Safety described on the following page. The Colt Grip Safety operates automatically and requires the grip safety to be squeezed simultaneously with pulling the trigger in order to discharge the Arm. The arm cannot be fired by simply pulling the trigger.

Present Colt Automatic Pistol models in calibers .32, .380 and .25 are also equipped with the Colt Magazine Safety Disconnecter.

General Specifications

LENGTH OF BARREL: 2 inches.	FINISH: Blued (or Full Nickel) with case hardened trigger, slide lock safety and grip safety.
LENGTH OVER ALL: 4½ inches.	
STOCKS: Checked Walnut.	CAPACITY OF MAGAZINE: 6 Cartridges.
WEIGHT: 13 ounces.	

This powerful little Colt Automatic was designed to meet the demand for a thin model Pistol of light weight and small size, yet practical and efficient in operation. Weighing but thirteen ounces and being but four and one-half inches in length, this Arm is conveniently carried in vest pocket or a lady's hand bag.

The ammunition adapted for this diminutive Arm is of the smokeless type with metal patched bullets, making it a most effective pocket Arm, having no equal in size for power, simplicity and safety. The Colt Caliber .25 Automatic Pistol has three operating safety locks—Automatic Grip Safety, Slide Lock Safety, and Pistols of this model are now fitted with a magazine Safety Disconnecter which, when the magazine is withdrawn, positively breaks all connection between the trigger and sear so that if a cartridge is left in the barrel the Arm can not be fired, even if the trigger is pulled.

Special Features

This little Pistol is particularly popular with women, its shape, size and weight providing most effective protection in an Arm which fits the feminine hand and may be conveniently carried. Detectives and other plain clothes officers find this a powerful and effective auxiliary Arm. May be safely carried in any convenient pocket or easily concealed in the hand.




The Automatic Grip Safety positively locks the action against firing until automatically pressed in by the shooter. The magazine Safety Disconnecter positively breaks the connection between trigger and sear when the magazine is withdrawn. The Slide Lock Safety, when the Pistol is cocked, can be thrown on if desired, making the Colt doubly safe.

Colt Automatic Pistol

POCKET MODEL, CALIBERS .32 and .380—Hammerless



CALIBERS:
.32— for the .32 Automatic Cartridge.
.380— for the .380 Automatic Cartridge.



Colt Slide Lock Safety

The illustration above shows the Colt Slide Lock in the Safety Position—making it absolutely impossible to discharge the Arm until the lock has been intentionally forced downward. With the slide lock in position Colt Automatic Pistols may be carried fully cocked, ready for instant service without danger of accidental discharge. The safety feature is incorporated in all modern Colt Automatic Pistols and is an exclusive Colt feature.

General Specifications

CAPACITY OF MAGAZINE: Cal. .32, 8 Cartridges. Cal. .380, 7 Cartridges.	LENGTH OVER ALL: 6¾ inches. STOCKS: Checked Walnut. FINISH: Full Blued (or Full Nickel Plated). WEIGHT: 24 ounces.
LENGTH OF BARREL: 3¾ inches.	


The Pocket Model Hammerless Automatic Pistol is a well balanced, light weight Arm—compact in design—smooth and “flat as a book”—powerful, accurate and utterly dependable—and safe.

This Arm has withstood every test of reliability, durability and safety and as an instrument for practical, instant and unflinching protection has no equal.

Aside from being carefully inspected after many of the hundreds of operations in its manufacture, each Colt Automatic Pistol is expertly tested to prove its unflinching action. This model is particularly well adapted for use in the home and car, as well as on the person, because of its three safety features.

Special Features

For the Home, Office or Store, Motoring or Traveling this model is extremely popular, because of its flat, smooth construction. The Caliber .32 (or .380) Automatic Pistol is a convenient, efficient Arm for any sort of Protection, and may be safely carried fully cocked (with slide lock in proper position) and ready for instant use.



A significant point in the construction of this Pistol is the SOLID BREECH. The Breech-bolt and Slide are forged in one piece which gives a solid support to the powerful ammunition used. Fitted with Slide Lock Safety, Automatic Grip Safety, and Magazine Safety Disconnecter. Safe for use under any conditions.


Colt "Super .38" Automatic Pistol and "Super Match" Model

CALIBER .38 AUTOMATIC

CALIBER: .38 —
for the .38 Auto-
matic Cartridge.



"SUPER MATCH"
The "Super Match" is furnished with extra-smooth hand finished action and either Stevens adjustable rear target sight, with ramp front sight, or regular fixed type sights.



Colt Checked Arched Housing.

The Colt .45 Automatic as well as the Super .38 and ACE Automatic Pistols are fitted with checked arch housings, providing a full, firm grip that makes slipping impossible. The built out housing snugly fits the palm of the hand, aiding in steadying the arm, as well as making the grip more comfortable and more secure. The Colt checked arch housing is found only in Colt Automatic Pistols.


General Specifications

CAPACITY OF MAGAZINE: 9 Cartridges.	SIGHTS: Fixed "Patridge" Type. Adjustable rear sight on "Super Match" Model only.
LENGTH OF BARREL: 5 inches.	STOCKS: Checked Walnut.
LENGTH OVER ALL: 8½ inches.	TRIGGER: Checked.
ACTION: Hand finished in "Super Match" Model only.	ARCHED HOUSING: Checked.
	FINISH: Full Blued. Nickel finish at extra cost.
	WEIGHT: 39 ounces.

Modeled after that most famous of all Automatic Pistols — the Colt Government Model .45 — the Super .38 has every merit an outdoor Automatic Pistol could possibly possess — backed by more than a century of experience of the oldest and most famous manufacturer of Fire Arms in the world — makers of Colts since 1836. A grip that is certain, an action that is positive and Safety Locks that simply cannot fail — every outstanding feature of the already proven Colt .45 Automatic is embodied in this new Super .38, and to them has been added the distinct advantage of the .38 caliber automatic cartridge with its exceptionally high velocity of 1300 foot seconds.

Special Features

The Colt Super .38 Automatic Pistol has been hailed with unstinted appreciation by the Hunter of Big Game, the Trapper, the Explorer and Target Shooter. Thoroughly tested in the hands of those who recognize a perfect Fire Arm, the Colt Super .38 Automatic Pistol has shown an enviable record of results.




With the one exception of caliber, the Colt Super .38 is identical in construction with the Colt .45 Government Model. It is equipped with both manual and automatic Safety Locks exactly the same as the .45 — the Arched Housing, extension horn on grip and quick magazine release.

Colt Government Model Automatic Pistol

CALIBER .45


(Adopted by the U. S. Government)

CALIBER:
.45 — for the .45
Automatic Cartridge.



Colt Hammer Spur with Diamond Checking

All heavy type Colt Automatic Pistols, including Ace, Super .38, Government Model and the Match Models are equipped with the non-slipping, deeply checked hammer spur shown above. It is wide and slightly rounded to provide quick, sure cocking.



General Specifications


CAPACITY OF MAGAZINE: 7 Cartridges.
LENGTH OF BARREL: 5 inches.
LENGTH OVER ALL: 8½ inches.
STOCKS: Checked Walnut.
TRIGGER: Checked.
SIGHTS: Fixed.
ARCHED HOUSING: Checked.
FINISH: Full Blued. Nickel finish at extra cost.
WEIGHT: 39 ounces.

After the most rigid tests the Colt .45 Caliber Automatic Pistol (known as the Government Model) was officially adopted by the United States Government. It is unusually powerful and has proven its superiority in accuracy, reliability, simplicity and durability. In addition the .45 Caliber Automatic Pistol has great shocking power. Six thousand (6000) consecutive shots were fired from one of these Colt Automatic Pistols in the final Government test without a misfire. Something of the manufacturing care given to this model may be gained from the fact that in production of a Colt Automatic Pistol there are 728 machine operations and 187 gauge and visual inspections required. The Safety Features of this remarkable Arm merit special consideration.

Special Features

Since 1911 the regulation side-arm of the U. S. Army, Navy and Marine Corps, the Colt .45 Automatic Pistol is not only the choice of the Service but a host of Civilian users as well. Popular among Sportsmen who desire a powerful side-arm of proven accuracy and dependability. In addition to the Safety Lock

with which the Government Model is equipped, this Model also has the famous Colt grip safety. The arm cannot be fired by pulling the trigger, unless the grip safety is pressed in at the same time. The grip safety is so located at the rear of the grip that no special effort is required to press it in when firing the arm.

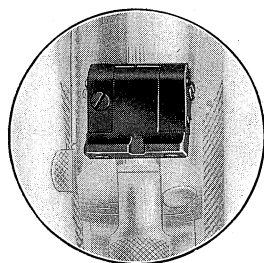


Colt "National Match" Automatic Pistol

CALIBER .45

Equipped with Stevens Adjustable Rear Sight and Ramp Front Sight

CALIBER:
.45 for the .45
Automatic Cartridge.



Top View of Stevens
"NATIONAL MATCH"
Rear Sight

The popular adjustable rear sight furnished with the "National Match" and "Super Match" Automatic Pistols has two-way adjusting screws with strong locking screws that hold the sight firmly in adjustment. Windage elevation is secured by turning a side screw on the right side of the sight and the adjustment is locked in place by a screw in the top of the sight body. Elevation adjustment is made by turning a single screw with a set of two locking screws located on the back plate that make slipping impossible. Guide marks are furnished to aid in both windage and elevation adjustments.



General Specifications

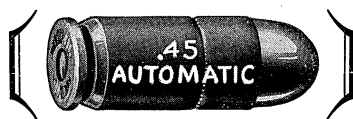
CAPACITY OF MAGAZINE: 7 Cartridges.
LENGTH OF BARREL: 5 inches.
LENGTH OVER ALL: 8½ inches.
STOCKS: Checked Walnut.
TRIGGER: Checked.
ARCHED HOUSING: Checked.
BARREL: Selected "Match" Barrel.
ACTION: Hand-honed, velvet smooth.
SIGHTS: Front sight fixed, ramp type with serrated face. Rear sight adjustable for both elevation and windage. (see note)
FINISH: Full Blued. Nickel finish at extra cost.
WEIGHT: 39 ounces.

NOTE—The NATIONAL MATCH can be furnished with regular fixed sights for those who do not desire the adjustable rear sight.

For many years there has been an insistent demand for the Colt Government Model Automatic Pistol — equipped for target shooting. To answer this demand the Colt Government Model is available with super-smooth, hand-honed target action — selected "Match" barrel — and two-way adjustable rear target sight. This arm is known as the Colt "National Match" Model and will appeal especially to lovers of the regulation .45 Automatic Pistol. It is equipped with all regular safety features and is identical in operation and size with the Government Model.

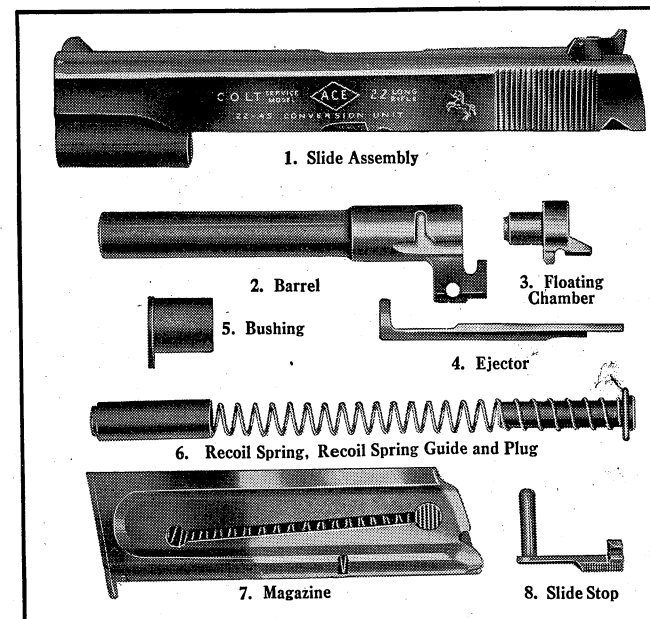
Special Features

Due to the rapidly increasing interest in target shooting on the part of shooters of the .45 Automatic Pistol, the National Match Model is proving unusually popular. Military men, Reserve Officers and members of the National Guard have found in the National Match



an arm designed especially for target shooting, and capable of producing exceptionally high scores. Its smooth action makes this model a delight to shoot and the selected "Match" barrel and adjustable Rear Sight with which it is equipped guarantee accuracy and efficiency.

Colt .22-.45 Service Model "Conversion Unit"



WITH FLOATING CHAMBER

For Converting the Colt Government Model and National Match Model to Caliber .22 Long Rifle

This unit has been designed to make possible the use of .22 Long Rifle Ammunition . . . utilizing the regular receiver and parts of the Colt Government Model Automatic Pistol, Caliber .45, and the National Match Model. The Unit parts may be easily interchanged with the regular .45 caliber parts in a very few minutes. The Colt .22-.45 Conversion Unit makes target practice possible at approximately one-seventh the cost of .45 caliber shooting . . . and in addition provides an efficient target practice arm that is ideal for new shooters.

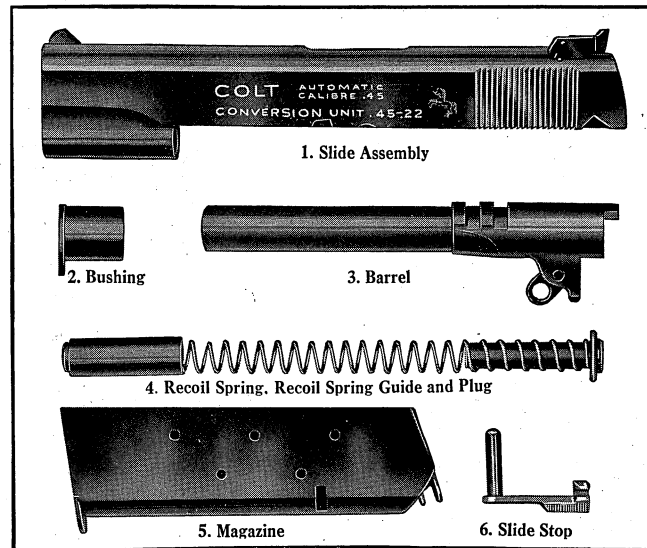
Special Features

The floating chamber with which this unit is equipped, produces a recoil that is approximately four times the recoil of the regular Ace. This is advantageous because of the similarity of



shooting conditions encountered when firing the heavy caliber ammunition. All parts included in the .22-.45 Unit are illustrated above.

Colt .45-.22 "Conversion Unit"




For Converting the Colt Service Model Ace .22 to a .45 Caliber Pistol

The New .45-.22 Conversion Unit converts the recently developed .22 caliber Service Ace (with Floating Chamber) to caliber .45. By simply interchanging the component parts of the Unit with the corresponding parts of the Service Ace, the shooter may shift from .22 caliber ammunition to .45 Automatic cartridges in a very few minutes. The .45-.22 is composed of Match Grade slide, equipped with fixed front sight and either fixed or Stevens adjustable rear sight; selected Match barrel with bushing; recoil spring, recoil spring guide and plug; magazine and slide stop. This new Unit makes it possible for you to secure maximum pleasure from your Colt Service Ace.



Colt Revolvers and Automatic Pistols De Luxe



Official Police
Revolver with
Grade "B" Engraving
and Plain Ivory Stocks

Single Action Army
Revolver with
Grade "C" Engraving
and Carved Ivory Stocks

Pocket Model .32 Cal.
Automatic Pistol
with Grade "A"
Engraving and
Plain Pearl Stocks

Whether for presentation purposes, as special match prizes or the favorite Arm of a shooter, Colts may be had in almost any special finish or decoration desired. We have always taken special pride and given the greatest attention to such ornamented Arms. A Colt of any model (except Woodsman Models) may be fitted with select stocks in choice Pearl or Ivory (either carved or plain). All genuine Colt Pearl or Ivory stocks are identified by the rampant Colt medallion. Special price list of Fancy Stocks, sent upon request.

Engraving may be had in any one of the three grades illustrated in the models shown above. The grade refers only to the amount of engraving desired, "A" representing the minimum, "B" medium grade and "C" the most ornamental. The quality of work is the same in all cases and performed by the same experts.

Also we can furnish Colt Arms with any special design desired, with full gold or silver plating or inlaid State or National seals, etc., also Pearl or Ivory Stocks with inlaid enamel initials or emblems in colors. The work in this department is performed by highly skilled craftsmen only, who have had years of experience in this painstaking and beautiful designing. Estimates for all work of this character are furnished in advance.

Ammunition Chart

LISTING UNDER EACH CARTRIDGE ARMS FOR WHICH IT IS ADAPTED



POLICE POSITIVE TARGET



POLICE POSITIVE TARGET "WOODSMAN" AUTOMATIC "ACE" AUTOMATIC SERVICE ACE AUTOMATIC "CAMP PERRY" MODEL OFFICIAL POLICE OFFICERS' MODEL BANKERS' SPECIAL .22-45 CONVERSION UNIT



.25 CALIBER AUTOMATIC PISTOL



.32 CALIBER AUTOMATIC PISTOL



POLICE POSITIVE POLICE POSITIVE TARGET POCKET POSITIVE



POLICE POSITIVE POLICE POSITIVE TARGET POCKET POSITIVE



POLICE POSITIVE POLICE POSITIVE TARGET POCKET POSITIVE



OFFICIAL POLICE POLICE POSITIVE SPECIAL SINGLE ACTION ARMY



.380 CALIBER AUTOMATIC PISTOL



POLICE POSITIVE BANKERS' SPECIAL



POLICE POSITIVE BANKERS' SPECIAL




SUPER .38 AUTOMATIC PISTOL SUPER MATCH



OFFICIAL POLICE OFFICERS' MODEL SHOOTING MASTER NEW SERVICE POLICE POSITIVE SPECIAL SINGLE ACTION ARMY DETECTIVE SPECIAL



OFFICIAL POLICE OFFICERS' MODEL SHOOTING MASTER NEW SERVICE POLICE POSITIVE SPECIAL SINGLE ACTION ARMY DETECTIVE SPECIAL



OFFICIAL POLICE OFFICERS' MODEL SHOOTING MASTER NEW SERVICE POLICE POSITIVE SPECIAL SINGLE ACTION ARMY DETECTIVE SPECIAL



OFFICIAL POLICE OFFICERS' MODEL SHOOTING MASTER NEW SERVICE POLICE POSITIVE SPECIAL SINGLE ACTION ARMY DETECTIVE SPECIAL



OFFICIAL POLICE OFFICERS' MODEL SHOOTING MASTER NEW SERVICE POLICE POSITIVE SPECIAL SINGLE ACTION ARMY DETECTIVE SPECIAL



OFFICIAL POLICE OFFICERS' MODEL SHOOTING MASTER NEW SERVICE POLICE POSITIVE SPECIAL SINGLE ACTION ARMY DETECTIVE SPECIAL



OFFICIAL POLICE OFFICERS' MODEL SHOOTING MASTER NEW SERVICE POLICE POSITIVE SPECIAL SINGLE ACTION ARMY DETECTIVE SPECIAL



OFFICIAL POLICE OFFICERS' MODEL SHOOTING MASTER NEW SERVICE POLICE POSITIVE SPECIAL SINGLE ACTION ARMY DETECTIVE SPECIAL



OFFICIAL POLICE OFFICERS' MODEL SHOOTING MASTER NEW SERVICE POLICE POSITIVE SPECIAL SINGLE ACTION ARMY DETECTIVE SPECIAL



SHOOTING MASTER NEW SERVICE SINGLE ACTION ARMY



SHOOTING MASTER NEW SERVICE NEW SERVICE TARGET SINGLE ACTION ARMY



NEW SERVICE SINGLE ACTION ARMY



NEW SERVICE SINGLE ACTION ARMY



SHOOTING MASTER GOVERNMENT MODEL NATIONAL MATCH NEW SERVICE NEW SERVICE TARGET .45-22 CONVERSION UNIT



SHOOTING MASTER NEW SERVICE NEW SERVICE TARGET SINGLE ACTION ARMY



SHOOTING MASTER NEW SERVICE NEW SERVICE TARGET SINGLE ACTION ARMY



NEW SERVICE

Repairs—Ammunition—Ordering

REPAIRS

Complete facilities are maintained at the Colt plant for the repairing of all modern Colt Revolvers and Automatic Pistols. Genuine Colt parts are fitted and adjusted by expert repairmen and your Arm is thoroughly checked before it is returned to you. Thousands of parts are kept in stock, making it possible to effect necessary repairs in the least possible time. An estimate of repair costs will be sent for your approval before proceeding with the work, unless otherwise specified by you.

All Arms and parts sent to us must be plainly marked with the sender's name and address, with express charges fully prepaid.

A copy of the complete Colt catalog of Replacement Parts will be gladly mailed on request. Replacement parts may be purchased direct from the factory, where the shooter wishes to insert new parts himself. If parts orders are accompanied by remittance, prompt shipments can be made. However, we recommend wherever possible the Arm be returned to the factory for complete inspection and fitting of parts.

AMMUNITION

Extreme care should be taken to see that none but cartridges recommended for the respective Arms are used. Factory loaded ammunition should be used exclusively, as with home loading, errors are bound to occur. Therefore, we will not be responsible for trouble arising from the use of ammunition other than that loaded by responsible cartridge manufacturers (and guaranteed by them). Calibers .32-20, .38-40 and .44-40 "High Velocity" or "High Speed" rifle cartridges as manufactured for use in *Rifles* are not intended for *Revolvers*. A complete diagram of cartridges to be used in the various Colt Arms will be found on the preceding page.

ORDERING

COLT REVOLVERS AND AUTOMATIC PISTOLS

In making out orders care should be taken to give explicit shipping directions and full name and address. Also state clearly the name of the model and the caliber of the Arm desired and the length of the barrel and the finish wanted — whether blued or nickel. Blued finish is always sent unless otherwise specified. Pearl or Ivory Stocks can be fitted or supplied when desired at reasonable extra cost for any Colt Fire Arm (except the Woodsman Automatic Pistol). No arms are shipped by us on approval. Deliveries will be made through dealers only.

COLT'S PATENT FIRE ARMS MFG. CO.

Small Arms Division

HARTFORD, CONNECTICUT, U. S. A.

CONTENTS

	<i>Page</i>
History of the Colt.....	2
How Colt Fire Arms Are Made.....	4
Finishes.....	8
Adjusting the Colt.....	10
Colt One-Piece Frame.....	12
Colt Positive Lock.....	12
Colt Improved Grip.....	14
Shooting Suggestions.....	14, 16, 18, 20
Colt Improved Sights.....	18
Colt Automatic Pistol Safety Devices.....	28
Colt Arms De Luxe (Engraved and Fancy Stocks).....	41
Ammunition for use in Colt Revolvers and Automatic Pistols.....	42
Ammunition, Ordering, Repairs.....	43

COLT REVOLVERS

Colt Officers' Model Target Revolver — Caliber .38 Sp.....	5
Colt Officers' Model Target Revolver — Caliber .22 Long Rifle.....	6
Colt Official Police Revolver.....	7
Colt Official Police Revolver — Caliber .22 Long Rifle.....	9
Colt Police Positive Special Revolver.....	11
Colt Detective Special Revolver.....	13
Colt Police Positive Revolver.....	15
Colt Bankers' Special Revolver.....	17
Colt Pocket Positive Revolver.....	19
Colt Police Positive Target Revolver.....	21
Colt "Shooting Master".....	22
Colt New Service Target Revolver.....	23
Colt New Service Revolver.....	24
Colt New Service Revolver — Caliber .38.....	25
Colt "Camp Perry" Single Shot Target Pistol.....	26
Colt Single Action Army Revolver.....	27

COLT AUTOMATIC PISTOLS

Colt Match Target Woodsman.....	29
Colt "Woodsman" Model Automatic Pistol.....	30
Colt "Woodsman"—with 4½ inch barrel.....	31
Colt "Ace" Model Automatic Pistol.....	32
Colt Service Model "Ace".....	33
Colt Pocket Model Automatic Pistol — Caliber .25.....	34
Colt Pocket Model Automatic Pistol — Calibers .32 and .380.....	35
Colt "Super .38" and "Super Match" Automatic Pistols.....	36
Colt "Government Model" Automatic Pistol.....	37
Colt "National Match" Automatic Pistol.....	38
Colt .22-.45 Conversion Unit.....	39
Colt .45-.22 Conversion Unit.....	40